

KITCHEN & FOOD SAFETY SIGNS

Ensure hygiene standards are met at all times and give clear guidance for the use of dangerous kitchen machinery with Brady's food safety signs. Choose from three materials: Polypropylene, Metal and Self Adhesive Vinyl in a range of sizes.



**HAIR PROTECTION
MUST BE WORN
IN THIS AREA**

250x180 SS 838710
300x225 POLY 840366
450x300 POLY 835038
600x450 POLY 835039
300x225 MTL 840367
450x300 MTL 834022
600x450 MTL 832138



**APRON
MUST BE WORN**

450x300 MTL 850351



**RAW AND
COOKED FOODS
MUST NOT BE
STORED
TOGETHER**

250x180 SS 843660
300x225 POLY 844312
450x300 POLY 851789
450x300 MTL 847144



**HANDS MUST BE
WASHED BEFORE
RETURNING TO WORK**

250x180 SS 838713
300x225 POLY 840358
450x300 POLY 835049
600x450 POLY 835884
300x225 MTL 840359
450x300 MTL 835883
600x450 MTL 835799



**SAFETY
GUARDS
MUST BE USED**

300x125 SS 840295
450x180 POLY 834727
450x180 MTL 832263



**HAND
PROTECTION
MUST BE WORN
IN THIS AREA**

300x125 SS 840355
450x180 POLY 835060
450x180 MTL 832261



NOTICE
FOOD PREPARATION AREA
RAW MEAT ONLY

450x180 MTL 844279




**This is a food
production area**

**Protective clothing
must be worn**

**Wash your
hands before
commencing work**


300x125 SS 844021
450x180 POLY 844054
450x180 MTL 845507



SLICING MACHINE

1. POWER SUPPLY MUST BE SWITCHED OFF/DECONNECTED AT MAINS BEFORE CLEANING.
2. BLADES MUST BE IN POSITION BEFORE OPERATING MACHINE.
3. BLADES TOGGLE SWITCH MUST BE RETURNED TO ZERO AFTER USE TO PREVENT UNDESIRABLE POWER SURGE.
4. IN THE EVENT OF AN ACCIDENT, BLADES MUST BE WELDED TOGETHER TO PREVENT MOVEMENT.

300x125 SS 843738
450x180 POLY 844314
450x180 MTL 844282



WASTE DISPOSAL MACHINE

1. POWER SUPPLY MUST BE SWITCHED OFF/DECONNECTED AT MAINS BEFORE CLEANING.
2. POWER SUPPLY MUST BE KEPT FROM BEING SWITCHED OFF AND OTHER GEAR MUST BE REMOVED.
3. IF AN ACCIDENT OCCURS, POWER SUPPLY MUST BE ISOLATED BEFORE CLEANING. APPROPRIATE SAFETY PRECAUTIONS MUST BE TAKEN.

300x125 SS 844850



DEEP FAT FRYER

1. POWER SUPPLY MUST BE SWITCHED OFF/DECONNECTED AT MAINS BEFORE CLEANING.
2. WHEN PLACING OILS IN, LEVEL MUST ALWAYS BE BELOW MAXIMUM INDICATION.
3. POWER MUST BE KEPT OFF BEFORE IMMERSION IN HOT OIL TO PREVENT FRIEDGING AND HOT OIL SPILLING.
4. THERMOSTAT CONTROL MUST ALWAYS BE RESET AT END AFTER FRYING USE.
5. DURING THE FRYING PROCESS, OIL MUST BE KEPT AT A CONSTANT LEVEL.
6. OIL LEVELS MUST BE TO LEVEL OF INDICATOR.
7. POWER MUST BE KEPT ON LOWEST AVAILABLE OPERATIONAL.


300x125 SS 844576
450x180 POLY 848020
450x180 MTL 844053



DISH WASHING MACHINE

1. POWER SUPPLY MUST BE SWITCHED OFF/DECONNECTED AT MAINS BEFORE CLEANING.
2. WATER FLOW CONTROL MUST BE KEPT ON.
3. IF WASHING JARS OR OTHER POWER AND WATER SUPPLY MUST BE SWITCHED OFF AND PRESSURE DECOMMISSIONED.
4. TO PREVENT BURNING AND SCALDING, WASHING MUST BE ALLOWED TO COOL. MANUAL CLEANING IS REQUIRED.


300x125 SS 844554
450x180 POLY 844555
450x180 MTL 844556



STEAMING OVEN

1. POWER SUPPLY MUST BE SWITCHED OFF/DECONNECTED AT MAINS BEFORE CLEANING.
2. OVEN MUST BE OPENED SUFFICIENTLY TO BREAK SEAL AND ALLOW STEAM TO ESCAPE TO PREVENT BURNING OPERATING FULLY.
3. OVEN MUST BE ALLOWED TO COOL BEFORE CLEANING.


300x125 SS 843058



MINCING/MIXING MACHINE

1. POWER SUPPLY MUST BE SWITCHED OFF/DECONNECTED AT MAINS BEFORE CLEANING.
2. JAMMED MEAT OR OTHER CLEAR WHEN MACHINE IS IN OPERATION.
3. PLUGGING MUST BE DONE TO PLUG COVER WITH MANUAL, MANUAL POWER, HANDLE ON STEEL MUST NOT BE USED.
4. IN THE EVENT OF AN ACCIDENT, BLADES MUST BE WELDED TOGETHER TO PREVENT MOVEMENT.

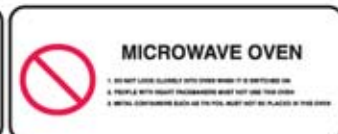
300x125 SS 844075



CONVECTOR OVEN

1. POWER SUPPLY MUST BE SWITCHED OFF/DECONNECTED AT MAINS BEFORE CLEANING.
2. HEATER FAN BUTTON MUST BE SWITCHED OFF BEFORE OPERATING OVEN.
3. APPROPRIATE HAND PROTECTION MUST BE WORN WHEN HANDLING HOT FOOD ITEMS.
4. OVEN MUST BE ALLOWED TO COOL BEFORE CLEANING.

300x125 SS 844064
450x180 POLY 845913



MICROWAVE OVEN

1. DO NOT USE GLASS WITH OVEN WHEN IT IS SWITCHED ON.
2. PEOPLE WITH HEART PROBLEMS MUST NOT USE THIS OVEN.
3. A METAL CONTAINER SUCH AS TIN-FOL MUST NOT BE PLACED IN THE OVEN.

300x125 SS 844065
450x180 POLY 847134
450x180 MTL 844095



All Signs Made Of Polypropylene Are Food Contact Approved And Comply To The AS 2070-1999 Plastic Materials For Food Contact And Use