

CUSTOM SIGNS IN A VARIETY OF SIZES



How to Order Your Custom Signs

1. CHOOSE THE MATERIAL & SIZE

See selections from page 305.

2. CHOOSE COLOUR & LAYOUT

See selections from page 305.

3. SPECIFY LEGEND TEXT

Capital letters only and maximum 100 characters. Please specify font size if complying to a particular standard.

4. CHOOSE PICTOGRAM

Choose Pictogram, if desired, from any picto shown in the catalogue. Add 20% for additional picto.

5. SPECIFY QUANTITY

Price chart reflects price per sign. For quantities 50+ call for a quote.

6. FOR SPECIAL LOGOS & ARTWORK

Please fax a rough sketch or mail camera-ready artwork. We'll quote a price for this type of sign.

7. REFLECTIVE SIGNS

Please state if you would like your signs to be reflective, either in C1 or C2. All signs will have a reflective background.




8. PROTECTIVE LAMINATING FILM

If sign will be subject to abrasive chemicals or extensive UV exposure we highly recommend Tedlar® protective laminating film. See page 318 for details.



CALL YOUR
LOCAL DISTRIBUTOR
FOR PRICING






1. CHOOSE MATERIAL AND SIZE (Tick appropriate material and size below) NOTE: One sign per form




	Outdoor Polypropylene (POLY)	ColorBond Steel (MTL)	Vinyl Self-Sticking (SS)
	<input type="checkbox"/> Length x Height	<input type="checkbox"/> Length x Height	<input type="checkbox"/> Length x Height
Portrait Formats: 	<input type="checkbox"/> 180mm x 250mm <input type="checkbox"/> 225mm x 300mm <input type="checkbox"/> 270mm x 270mm <input type="checkbox"/> 250mm x 350mm <input type="checkbox"/> 300mm x 450mm <input type="checkbox"/> 450mm x 600mm	<input type="checkbox"/> 180mm x 250mm <input type="checkbox"/> 225mm x 300mm <input type="checkbox"/> 270mm x 270mm <input type="checkbox"/> 250mm x 350mm <input type="checkbox"/> 300mm x 300mm <input type="checkbox"/> 300mm x 600mm <input type="checkbox"/> 450mm x 600mm	<input type="checkbox"/> 90mm x 125mm <input type="checkbox"/> 180mm x 250mm <input type="checkbox"/> 225mm x 300mm <input type="checkbox"/> 300mm x 450mm <input type="checkbox"/> 450mm x 600mm
Landscape Formats: 	<input type="checkbox"/> 250mm x 180mm <input type="checkbox"/> 300mm x 225mm <input type="checkbox"/> 350mm x 250mm <input type="checkbox"/> 450mm x 300mm <input type="checkbox"/> 600mm x 450mm	<input type="checkbox"/> 250mm x 180mm <input type="checkbox"/> 300mm x 225mm <input type="checkbox"/> 350mm x 250mm <input type="checkbox"/> 450mm x 300mm <input type="checkbox"/> 600mm x 300mm <input type="checkbox"/> 600mm x 450mm	<input type="checkbox"/> 125mm x 90mm <input type="checkbox"/> 250mm x 180mm <input type="checkbox"/> 300mm x 225mm <input type="checkbox"/> 450mm x 300mm <input type="checkbox"/> 600mm x 450mm
Horizontal Formats: 	<input type="checkbox"/> 450mm x 180mm	<input type="checkbox"/> 450mm x 180mm	<input type="checkbox"/> 120mm x 60mm <input type="checkbox"/> 300mm x 125mm <input type="checkbox"/> 450mm x 180mm




*Orders for other sizes are welcome – please call your Distributor for a quote... lead times may vary for special sizes/shapes.

2. CHOOSE COLOUR AND LAYOUT (Tick one of the options below)

PORTRAIT FORMATS:

 Black Text on Yellow
  Black Text on White
  Black Text on White
  Black Text on White
  Black Text on White
 <NO HEADER> Colour Options to Right

 Black Text on White
  Black Text on White
  Black Text on White
 <NO HEADER> Colour Options to Right

 Black Text on Yellow
  Black Text on White
  Black Text on White
 <NO HEADER> Colour Options to Right

White text on Red
 White text on Green
 Black text on White
 Black text on Yellow
 Green text on White
 Red text on White
 Blue text on White

3. SPECIFY LEGEND TEXT

(Please print clearly – capital letters only – must be less than 100 characters)

Arrange text best way to fit Arrange text exactly as specified above

4. PICTOGRAM

Sketch your symbol here & indicate placement in tick boxes below

SKETCH OF PICTO:

- Insert this symbol INSIDE OF the header shape chosen in #2. (above)
- Insert this symbol IN PLACE OF the entire header shape chosen in #2. (above)
- Insert this symbol elsewhere on the sign as specified in #3. (left)
- No Picto... use only the symbolic shape exactly as shown in #2. (above)

5. QUANTITY

No minimum order. Orders for 50+ signs are welcome, call for quote and delivery.

6. LOGO (Artwork Attached)

- Yes* No (Not Required)
- *ALL artwork must be supplied as a digital image in either jpeg, eps or tiff format. Minimum 300dpi resolution.

7. OVERLAMINATE

- Yes No
- Overlaminates can be supplied. Please contact quotes for pricing.

8. CONTACT DETAILS

Distributor Billing Location:

Company Name: _____

ABN: _____

Address: _____

City: _____ State: _____ Post Code: _____

Purchase Order No.: _____

Contact Name: _____

Phone: _____ FAX: _____

Distributor Shipping Location:

Name/Title: _____

Company Name: _____

Address: _____

City: _____ State: _____ Post Code: _____

Attn: _____

Phone: _____ FAX: _____

Email: _____

FAX THIS FORM TO YOUR DISTRIBUTOR